

ACZISC Coastal Update e-Newsletter Survey Results

Alexi Westcott, ACZISC Secretariat

ACZISC Meeting #64

6 October, 2011, Halifax, NS

Subscribers

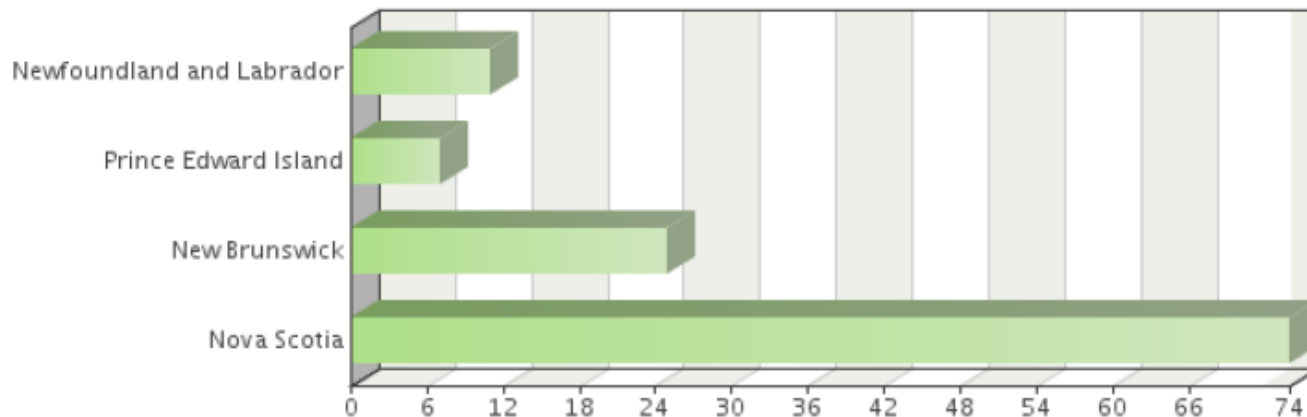
- 220 respondents, 5576 subscribers as of 22 August 2011.
 - Canada: 3290 = 59%
 - United States: 1633 = 29 %
 - United Kingdom: 152 = 3 %
 - The rest: 501 = 9 %

Question #1: What is your country of residence?

- Canada: 155 = 70%
- United States: 24 = 11%
- United Kingdom: 18 = 8%
- The rest: 23 = ~ 10%

Question 2

If you live in Atlantic Canada, which province do you live in?



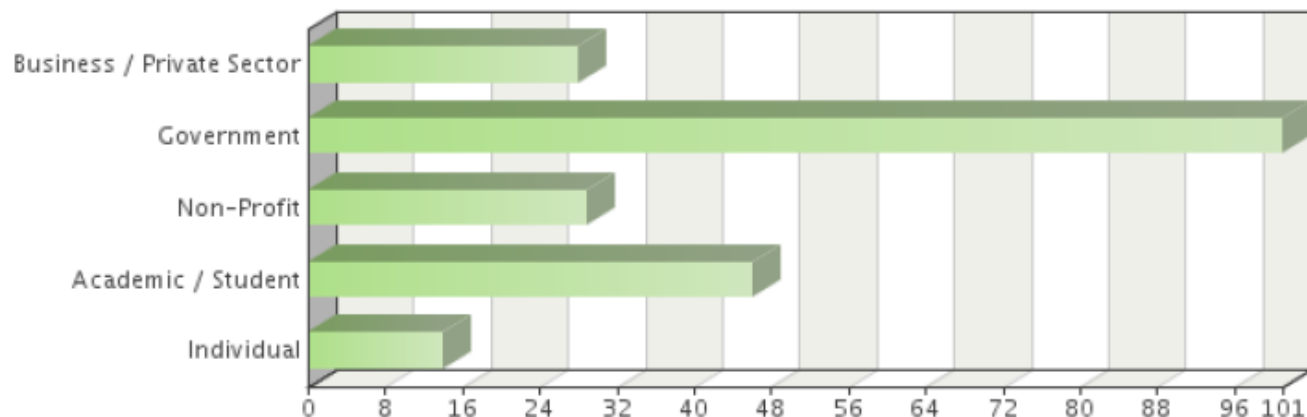
Frequency table

Choices	Absolute frequency	Relative frequency	Adjusted relative frequency
Newfoundland and Labrador	11	5%	9.4%
Prince Edward Island	7	3.18%	5.98%
New Brunswick	25	11.36%	21.37%
Nova Scotia	74	33.64%	63.25%
Not answered:	103	46%	-
Sum:	220	100%	100%

Total answered: 117

Question 3

Please choose the category that describes you best:



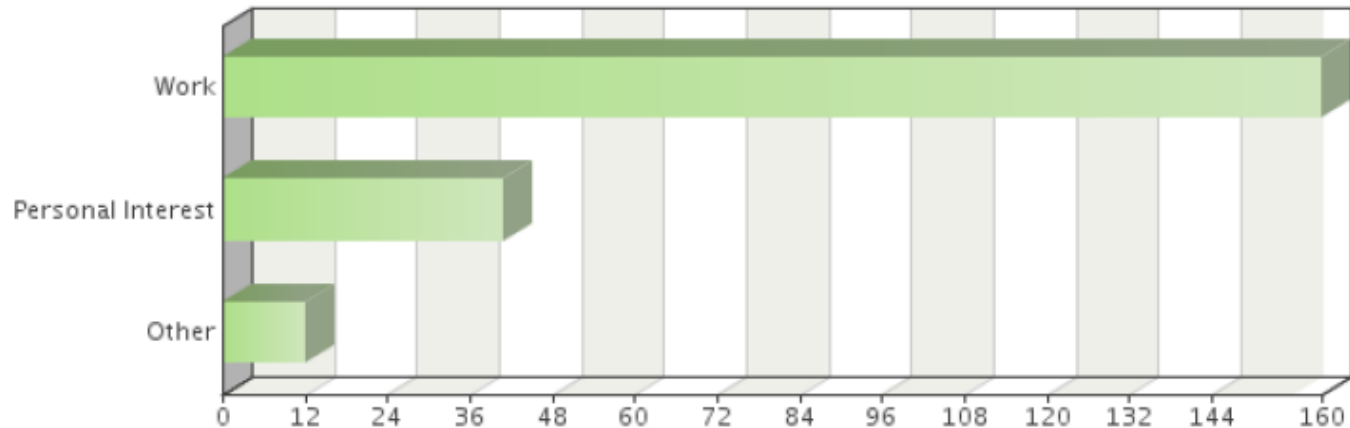
Frequency table

Choices	Absolute frequency	Relative frequency	Adjusted relative frequency
Business / Private Sector	28	12.73%	12.84%
Government	101	45.91%	46.33%
Non-Profit	29	13.18%	13.3%
Academic / Student	46	20.91%	21.1%
Individual	14	6.36%	6.42%
Not answered:	2	0%	-
Sum:	220	100%	100%

Total answered: 218

Question 4

Why do you subscribe to the ACZISC Coastal Update?



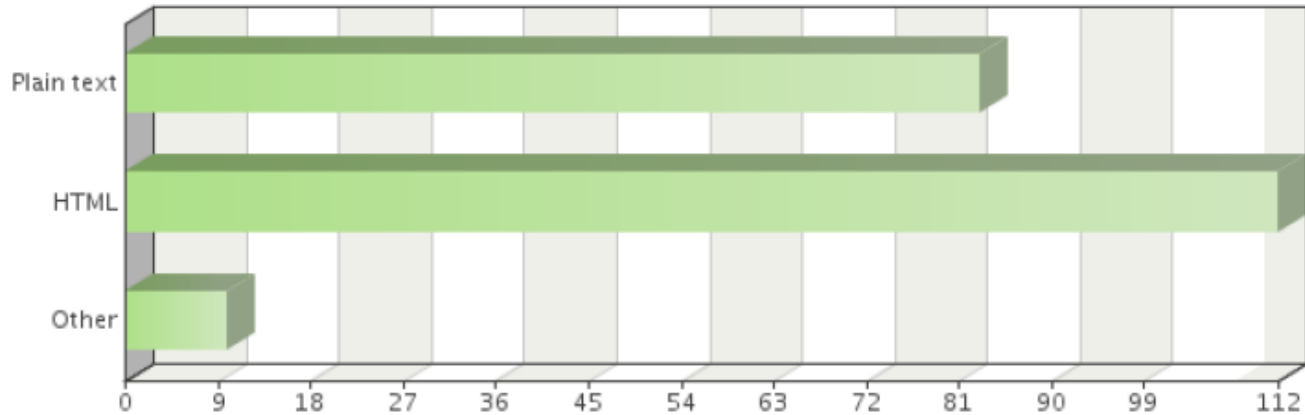
Frequency table

Choices	Absolute frequency	Relative frequency	Adjusted relative frequency
Work	160	72.73%	75.12%
Personal Interest	41	18.64%	19.25%
Other	12	5.45%	5.63%
Not answered:	7	3%	-
Sum:	220	100%	100%

Total answered: 213

Question 5

What format would you prefer to receive the ACZISC Coastal Update e-Newsletter?



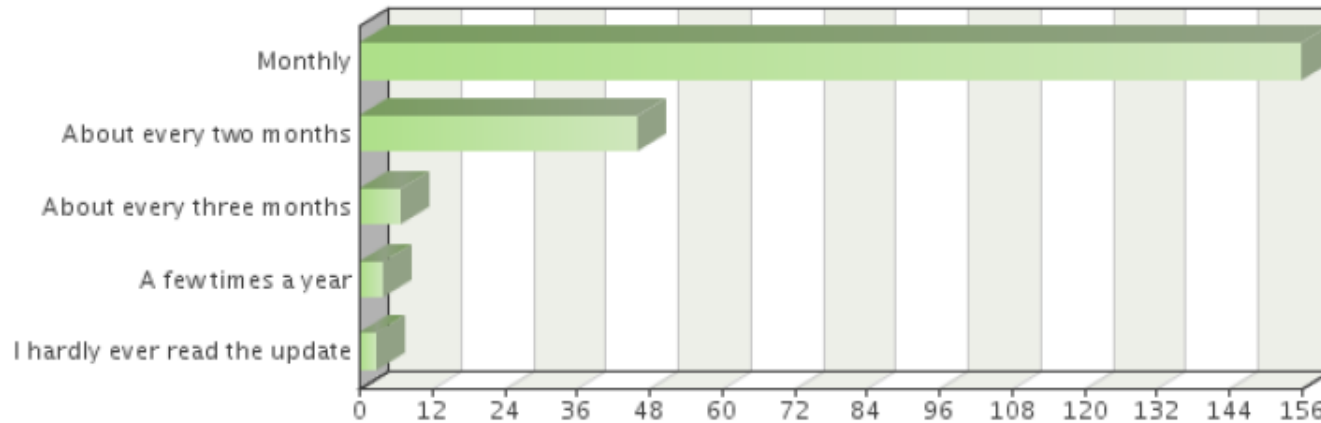
Frequency table

Choices	Absolute frequency	Relative frequency	Adjusted relative frequency
Plain text	83	37.73%	40.49%
HTML	112	50.91%	54.63%
Other	10	4.55%	4.88%
Not answered:	15	6%	-
Sum:	220	100%	100%

Total answered: 205

Question 6

How often do you read the ACZISC Coastal Update e-Newsletter?



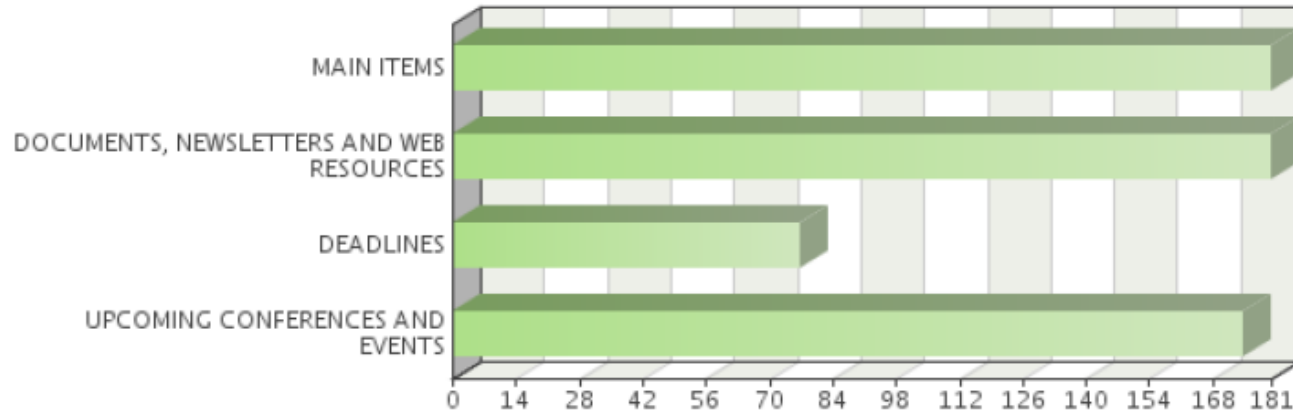
Frequency table

Choices	Absolute frequency	Relative frequency	Adjusted relative frequency
Monthly	156	70.91%	72.22%
About every two months	46	20.91%	21.3%
About every three months	7	3.18%	3.24%
A few times a year	4	1.82%	1.85%
I hardly ever read the update	3	1.36%	1.39%
Not answered:	4	1%	-
Sum:	220	100%	100%

Total answered: 216

Question 7

Which sections of the Coastal Update do you normally read? Please choose all that apply.



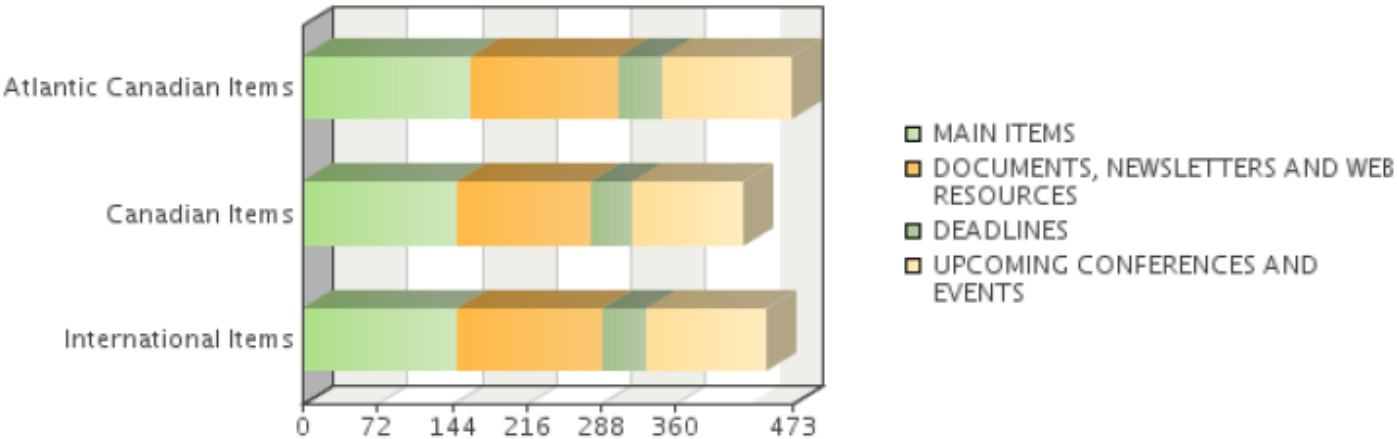
Frequency table

Choices	Absolute frequency	Relative frequency	Adjusted relative frequency
MAIN ITEMS	181	29.48%	82.65%
DOCUMENTS, NEWSLETTERS AND WEB RESOURCES	181	29.48%	82.65%
DEADLINES	77	12.54%	35.16%
UPCOMING CONFERENCES AND EVENTS	175	28.5%	79.91%
Sum:	614	100%	100%

Total answered: 219

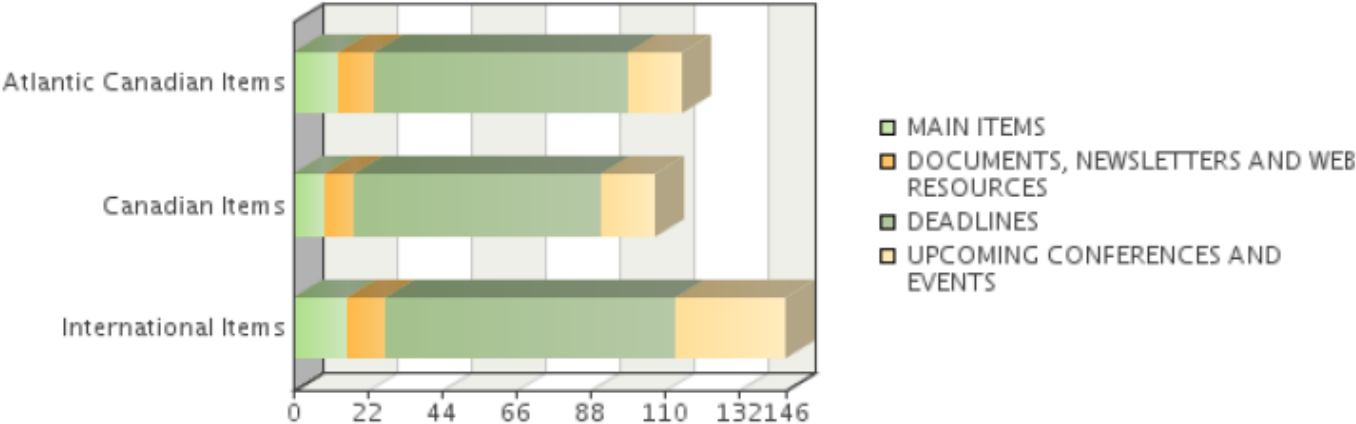
Question 8

What sections of the ACZISC Coastal Update e-Newsletter interest you the most and are of the most use and value to you?
Please check all that apply by location of interest: Atlantic Canada, Canada, and International.



Question 9

What sections of the ACZISC Coastal Update e-Newsletter are not of interest or value to you? Please check all that apply by location of interest: Atlantic Canada, Canada, and International.



Question 10

Would you benefit from the addition of the following sections to the ACZISC Coastal Update e-Newsletter? Please choose all that apply.

